













## PARKING LEGEND

|  |  |
|--|--|
|   | VISITOR/PATIENT                                |
|  | PHYSICIAN, APP'S, DIRECTORS & EXECUTIVES       |
|  | HOSPITAL & OFF CAMPUS EMPLOYEES & ALL STUDENTS |
|  | CANCER CENTER / 860 COLUMBIA EMPLOYEES         |
|  | FMC / 1300 COLUMBIA EMPLOYEES                  |
|  | MOTORCYCLE                                     |
|  | ADA ACCESSIBLE                                 |
|  | RESERVED                                       |
|  | V.E.C. EMPLOYEE/VISITORS                       |
|  | WALKING PATH FROM EMPLOYEE PARKING LOTS        |
|  | NO PARKING - CONSTRUCTION                      |
|  | EMPLOYEE ENTRANCE                              |

## ALTRU HEALTH SYSTEM PARKING AREAS

